



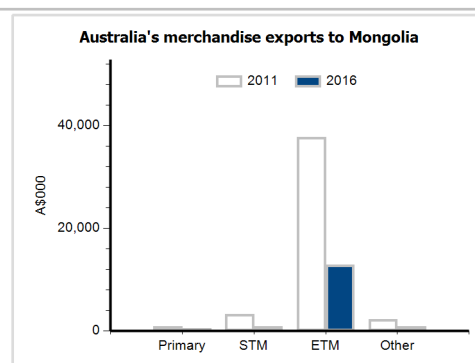
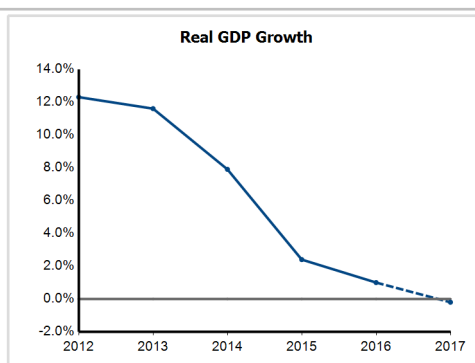
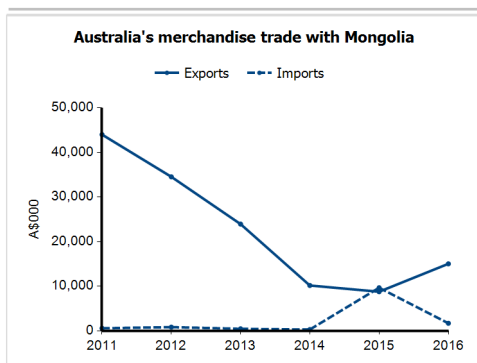
## General information

<b>Capital:</b>	Ulaanbaatar
<b>Land area:</b>	1,553,560 sq km
<b>Official language(s):</b>	Khalkh Mongol
<b>Population:</b>	3.0 million (2016)
<b>Currency:</b>	Tugrik

<b>Head of State</b>	President HE Mr Elbegdorj Tsakhia
<b>Head of Government</b>	Prime Minister HE Mr Erdenebat Jargaltulga

## Economic indicators (a)

	2012	2013	2014	2015	2016	2017
<b>GDP (US\$b) (current prices)</b>	12.3	12.6	12.2	11.7	11.0	10.3
<b>GDP per capita (US\$)</b>	4,328.9	4,365.3	4,168.8	3,946.3	3,659.8	3,357.3
<b>GDP PPP (Int'l \$b)</b>	28.1	31.8	35.0	36.2	37.0	37.7
<b>GDP per capita PPP (Int'l \$)</b>	9,879.7	11,043.1	11,947.9	12,178.5	12,274.9	12,333.9
<b>Real GDP growth (% change yoy)</b>	12.3	11.6	7.9	2.4	1.0	-0.2
<b>Current account balance (US\$b)</b>	-3.4	-3.2	-1.4	-0.5	-0.4	-0.5
<b>Current account balance (% GDP)</b>	-27.4	-25.4	-11.5	-4.0	-4.1	-4.4
<b>Inflation (% change yoy)</b>	15.0	8.6	12.9	5.9	0.5	4.0
<b>Unemployment (% labour force)</b>	8.2	7.9	7.9	8.0	7.9	8.0



## Australia's trade and investment relationship with Mongolia (b)

### Australian merchandise trade with Mongolia, 2016 (A\$000)

Exports to Mongolia	15,046
Imports from Mongolia	1,710
Total merchandise trade (exports + imports)	16,755

	Total share	Rank	Growth (yoy)
Exports to Mongolia	0.0%	103rd	71.3%
Imports from Mongolia	0.0%	138th	-82.3%
Total merchandise trade (exports + imports)	0.0%	128th	-9.2%

### Major Australian exports, 2016 (A\$000)

Electrical machinery & parts, nes	1,715
Civil engineering equipment & parts	1,580
Measuring & analysing instruments	1,456
Mechanical handling equip & parts	1,188

### Major Australian imports, 2016 (A\$000)

Other ores & concentrates	603
Other primary plastics	382
Measuring & analysing instruments	116
Rubber tyres, treads & tubes	93

### Australia's trade in services with Mongolia, 2016 (A\$m)

Exports of services to Mongolia	73
Imports of services from Mongolia	9

	Total share	Rank	Growth (yoy)
Exports of services to Mongolia	0.1%	57th	43.1%
Imports of services from Mongolia	0.0%	112th	0.0%

### Australia's investment relationship with Mongolia, 2016 (A\$m)

Australia's investment in Mongolia	np
Mongolia's investment in Australia	np

	Total	FDI
Australia's investment in Mongolia	279	np
Mongolia's investment in Australia	np	np

## Mongolia's global merchandise trade relationships

### Mongolia's principal export destinations, 2015

1 China	83.5%
2 United Kingdom	7.2%
3 Switzerland	2.3%
16 Australia	0.1%

### Mongolia's principal import sources, 2015

1 China	35.8%
2 Russian Federation	26.9%
3 Japan	7.2%
26 Australia	0.3%