



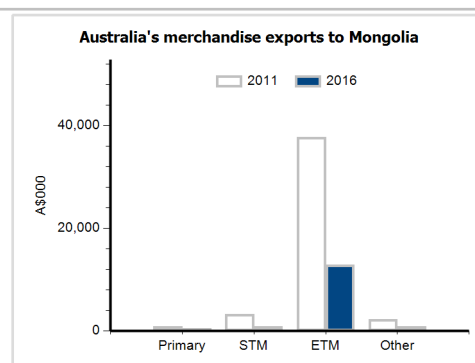
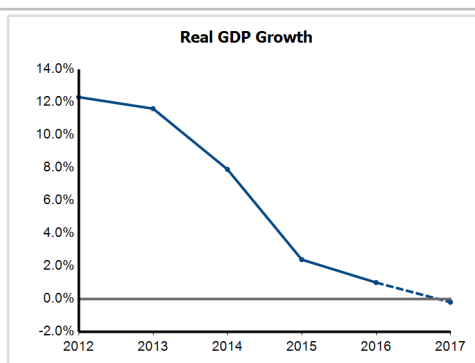
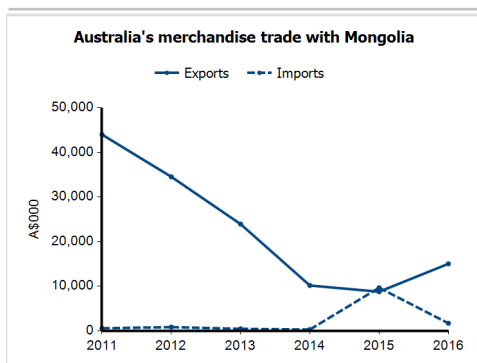
General information

Capital:	Ulaanbaatar
Land area:	1,553,560 sq km
Official language(s):	Khalkh Mongol
Population:	3.0 million (2016)
Currency:	Tugrik

Head of State
President HE Mr Elbegdorj Tsakhia
Head of Government
Prime Minister HE Mr Erdenebat Jargaltulga

Economic indicators (a)

	2012	2013	2014	2015	2016	2017
GDP (US\$b) (current prices)	12.3	12.6	12.2	11.7	11.0	10.3
GDP per capita (US\$)	4,328.9	4,365.3	4,168.8	3,946.3	3,659.8	3,357.3
GDP PPP (Int'l \$b)	28.1	31.8	35.0	36.2	37.0	37.7
GDP per capita PPP (Int'l \$)	9,879.7	11,043.1	11,947.9	12,178.5	12,274.9	12,333.9
Real GDP growth (% change yoy)	12.3	11.6	7.9	2.4	1.0	-0.2
Current account balance (US\$b)	-3.4	-3.2	-1.4	-0.5	-0.4	-0.5
Current account balance (% GDP)	-27.4	-25.4	-11.5	-4.0	-4.1	-4.4
Inflation (% change yoy)	15.0	8.6	12.9	5.9	0.5	4.0
Unemployment (% labour force)	8.2	7.9	7.9	8.0	7.9	8.0



Australia's trade and investment relationship with Mongolia (b)

Australian merchandise trade with Mongolia, 2016 (A\$000)

Exports to Mongolia	15,046
Imports from Mongolia	1,710
Total merchandise trade (exports + imports)	16,755

	Total share	Rank	Growth (yoy)
Exports to Mongolia	0.0%	103rd	71.3%
Imports from Mongolia	0.0%	138th	-82.3%
Total merchandise trade (exports + imports)	0.0%	128th	-9.2%

Major Australian exports, 2016 (A\$000)

Electrical machinery & parts, nes	1,715
Civil engineering equipment & parts	1,580
Measuring & analysing instruments	1,456
Mechanical handling equip & parts	1,188

Major Australian imports, 2016 (A\$000)

Other ores & concentrates	603
Other primary plastics	382
Measuring & analysing instruments	116
Rubber tyres, treads & tubes	93

Australia's trade in services with Mongolia, 2016 (A\$m)

Exports of services to Mongolia	73
Imports of services from Mongolia	9

	Total share	Rank	Growth (yoy)
Exports of services to Mongolia	0.1%	57th	43.1%
Imports of services from Mongolia	0.0%	112th	0.0%

Australia's investment relationship with Mongolia, 2016 (A\$m)

Australia's investment in Mongolia	np
Mongolia's investment in Australia	np

	Total	FDI
Australia's investment in Mongolia	279	np
Mongolia's investment in Australia	np	np

Mongolia's global merchandise trade relationships

Mongolia's principal export destinations, 2015

1 China	83.5%
2 United Kingdom	7.2%
3 Switzerland	2.3%
16 Australia	0.1%

Mongolia's principal import sources, 2015

1 China	35.8%
2 Russian Federation	26.9%
3 Japan	7.2%
26 Australia	0.3%